

Multicare



Critical Care Bed

Multicare is staff friendly

PLATFORM BASED LATERAL TILT

- An aid for handling the patient with minimum effort.
- Simplifies repositioning for both patient and caregiver.
- Improves ergonomics and safety for caregivers during other activities such as mobilization and transfer from the bed to a stretcher.



AUTOMATIC LATERAL THERAPY (ALT®)

Automatic Lateral Therapy is a platform based lateral tilt which can be individually programmed in cycles to improve lung drainage, oxygenation and/or atelectasis.



MOBI-LIFT®

- Helps the patient get out of bed safely with reduced staff effort.
- The unique Mobi-Lift handles assist with safer mobilization and active involvement of the patient.



I-DRIVE POWER


- Motorized patient transport with minimum manpower.
- The unique Safety Sense™ feature avoids the risk of unintentional activation.
- Variable forward speed and reverse for safety and efficiency.

Absolutely safe



MULTI PROTECT SIDERAILS

Industry leading siderail height designed with the safe gap concept to address safety concerns.



I-BRAKE

Automatically applies the bed brakes to protect both patient and caregivers.



MULTI ZONE BED EXIT ALARM

A multizone bed exit system monitors the position of the patient in the bed to alert staff of an issue.



NURSE CALL

The nurse call interface works with most nurse call systems and provides activation buttons inside and outside the bed.

Pressure injury prevention



ERGOFRAME®

This function can reduce shear and friction forces acting on the patient during a change in the position of the bed. It also reduces the pressure acting in the area of the pelvis and sacral area.



THE LATERAL TILT

Improves both safety and comfort for patients and caregivers.



PRESSURE INJURY PREVENTION

Multicare's open architecture allows the use of various mattress systems for injury management.

Multicare is efficient

MULTIBOARD

Easily accessible control panel with intuitive user interface is oriented to indicate the 30 degrees HOB (Head of Bed) position.

I-DRIVE

The i-Drive Retractable 5th caster improves mobility and steering.



LATERAL X-RAY CASSETTE TRAY

The lateral X-ray cassette holder enables safe imaging of the chest without needing to reposition the patient on the bed.



SCALES

The Advanced Weighing System integrated into the Multicare bed is capable of indicating the exact weight of the patient in most bed positions.



FOOT CONTROLS

Handsfree and comfortable adjustment of the height and lateral tilt.



ILLUMINATED PATIENT KEYBOARDS


For better patient orientation at night.

Infection control




Simplified Cleaning

The column construction and flat, seamless surfaces help simplify cleaning.



Multicare at a glance



TECHNICAL PARAMETERS

External dimensions	85 x 41 in (215 x 105 cm) shortest position	Lateral tilt	±30°
	93 x 41 in (237 x 105 cm) longest position	TR/ATR tilt	13°/16°
Mattress dimensions	82 x 34 in (208 x 86 cm)	Weight (basic equipment)	463 lb (210 kg)
Max. mattress height	9 in (23 cm)	Safe working load	550 lb (250 kg)
Height adjustment	17 - 23 in (44-82 cm)		